



## **Guideline Logistics Label**

### **GS1 - GTIN 128**

**- EDEKA, Netto MD and BUDNI -**

EDEKA ZENTRALE Stiftung & Co. KG  
New-York-Ring 6  
D-22297 Hamburg

State: January 2021

# Content

- 1 Introduction.....3**
- 2 GS1 Logistics Label Level 2 according to GS1-128 Standard .....3**
  - 2.1 *Structure of the Serial Shipping Container Code / Nummer der Versandeinheit ..... 5*
  - 2.2 *Application Identifier concept according to level 2..... 5*
- 3 Placement of the GS1 Logistics Label .....7**
- 4 Procedure in the event of non-compliance .....8**
- 5 Additional information .....8**

## 1 Introduction

The GS1 Logistics Label allows a globally valid, unique identification of logistic units. With a unique serial number, the Serial Shipping Container Code (SSCC), each logistic unit can be identified which is beneficial for all players in the supply chain. Especially the receiving processes of homogenous pallets become more efficient and faster<sup>1</sup>.

To gain those benefits, correct data on the GS1 Logistics Label is essential. Only with this it is possible to properly match master and order data with the data on the logistics label. Furthermore - as part of the automated goods receipt - it enables the weight and contour control. Incomplete or false data not only leads to significant issues in the flow of goods but also increases accounting expenses and finally results in increased handling costs.

Under the terms of delivery for EDEKA- / Netto MD-warehouses the logistic units must be labeled with a level 2 GS1 Logistics Label.

**The requirements as described below are valid for the entire EDEKA group. They replace the previously valid EDEKA Guideline EAN-128 Logistics Label from 2004.**

## 2 GS1 Logistics Label Level 2 according to GS1-128 Standard

The GS1-128 standard is an international standard for the transfer of barcoded data content and is used for labeling logistical units. All logistics information can be read and processed within one barcode. By applying the GS1-128 standard it is possible to automatically capture barcoded data.

According to this standard the GS1 Logistics Label consists of three components, the upper, middle and bottom section which contain human readable (HRI) and barcoded information. The advantages within the supply chain are the readability of necessary information from the GS1 Logistics Label by the employee and the automatic processing of the GS1 Logistics Label with a barcode scanner. Therefore, deliveries to companies of the EDEKA group must be labeled with a logistics label as shown in figure 1 on page 4.

The preferred EDEKA and Netto MD GS1 Logistics Label format is DIN A5 (148 x 210 mm / 6 x 8 inch).

It should be noted that the minimum magnification factor of 49.5 % or 0.495 should be reached in all cases. The smallest unit of the X-module within the barcode should therefore have at least a size of 0.495 mm / 0.02 inch.

---

<sup>1</sup> Cross-docking-process is not taken into account here.



<b>From:</b> Sender Company Start Street. 123 12345 Start Startcountry		Upper section
<b>SSCC:</b> <b>3 4311501000000001 5</b>		
<b>EDEKA Rosinen 20x125g</b>		
<b>GTIN:</b> 04311501366974	<b>Count:</b> <b>95</b>	
<b>Best by:</b> 27.02.2018	<b>Batch/Lot:</b> <b>L0537</b>	
 <p>( 0 2 ) 0 4 3 1 1 5 0 1 3 6 6 9 7 4 ( 1 5 ) 1 8 0 2 2 7 ( 3 7 ) 0 0 9 5</p>		Bottom section (barcode)
 <p>( 0 0 ) 3 4 3 1 1 5 0 1 0 0 0 0 0 0 0 0 0 0 1 5 ( 1 0 ) L 0 5 3 7</p>		

Figure 1: Sample level 2 logistics label, alternative A, format DIN A5 (according to GS1-Standard)

## 2.1 Structure of the Serial Shipping Container Code / Nummer der Versandeinheit

The SSCC/NVE is the basic component of a logistics label. The unambiguous identification of each package (pallet, parcel, etc.) can be realized with the internationally coordinated and unique SSCC/NVE. The combination of the 18-digit SSCC/NVE and its Application Identifier has the following schematic structure:

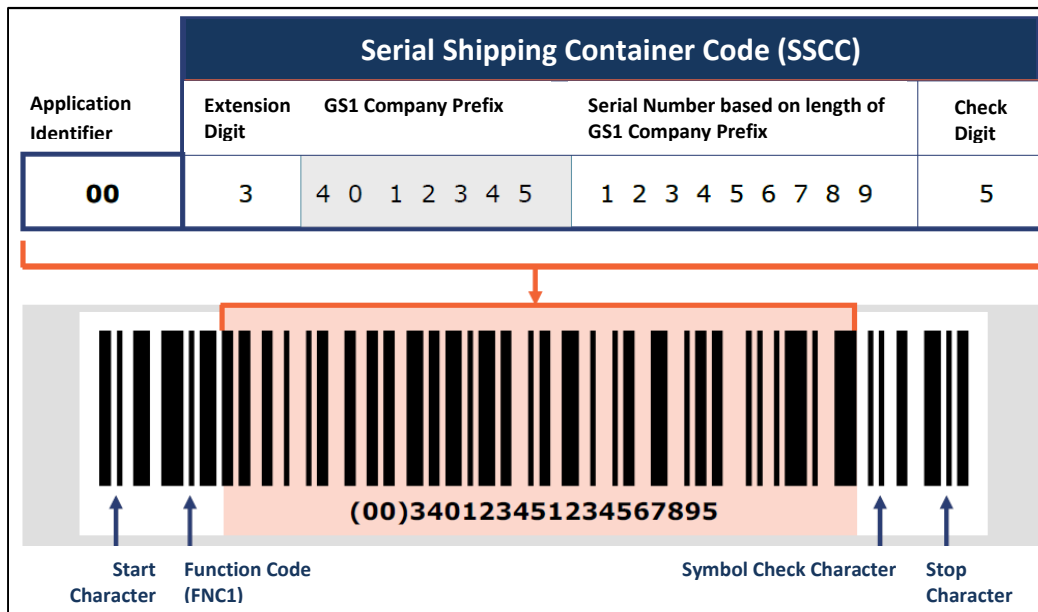


Figure 2: Schematic structure of the SSCC/NVE (Source: GS1, edited for English version)

## 2.2 Application Identifier concept according to level 2

Information is provided in form of data elements which consist of Application Identifier and the data content (used information). An Application Identifier is a numerical code that describes a specific data content which is documented in the GS1-128 standard. Each Application Identifier defines the format and content of the following data. Application Identifiers have a length of two to four digits. The data content following on an Application Identifier is - according to the respective application description - numeric or alpha-numeric.

Table 1 shows two alternatives to structure the content on a logistics label. According to the terms of delivery for EDEKA- / Netto MD- warehouses and the GS1 Germany recommendations / standards logistics labels should conform to alternative A (with GTIN in Application Identifier (02) and the corresponding amount in Application Identifier (37)).

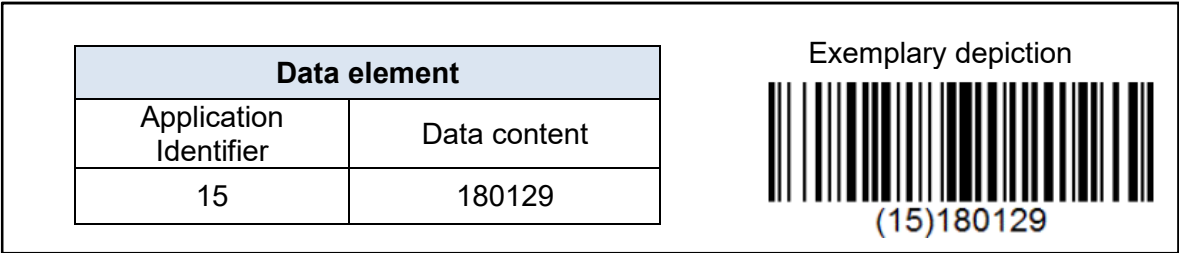
In addition for deliveries to Netto MD- warehouses logistics labels in the alternative B are also permitted if the use of alternative A is not allowed and/or deliveries with the same GTIN (highest level within the logistic unit) are not exclusively delivered on euro pallets but also on other load carriers (surface area 0.60 x 0.80 m / 23.62 x 31.50 inch). Alternative B should be used on logistic unit other than euro pallet.

Data elements on the logistics labels		
	Application Identifier	
Coded data content	Alternative A	Alternative B
SSCC/NVE	00	00
GTIN for standardized/equalized logistics unit		01
GTIN of the included ordering unit	02	
Quantity of the ordering units specified in the Application Identifier (02)	37	
(15) Best-before date / (17) Use-by date (if specified on consumer unit)	15/17	15/17
Batch / lot number (if batch traceability necessary)	10	10

**Table 1: Content structure of the logistics label**

In order to allow a complete overview the Application Identifier (15), (17) and (10) are included in table 1. It is important to note that the relevance of the information strongly depends on the product range. The indication of the best-before date is only necessary for products which contain information about an expiry date on the consumer unit. For the replacement of the best-before date with the use-by date the legal regulations should be taken into consideration. The batch number is only used, if batch traceability is necessary on all levels.

The data content for the Application Identifier (15) Best-before date has six digits in YYMMDD format. Application Identifier and the content as plain text are shown below the barcode.



**Figure 3: Example data element best-before date (here: 01-29-2018)**

### 3 Placement of the GS1 Logistics Label

According to the GS1-standard the placement of the logistics label should be at the short edge and the long edge to its right. The GS1 Logistics Label must be attached upright and wrinkle-free, so that the plain text is easily readable and the barcode can be scanned directly. The logistics label must be attached on the logistic unit in the height of 400-800 mm (15.7-31.5 inch), measured from the floor incl. pallet wood. It must be ensured that the barcode of the SSCC / NVE is placed in this area. The distance from the pallet edge has to be at least 50 mm (2 inch). At lower pallets (<400 mm / 15.7 inch) and sandwich pallets<sup>2</sup> the logistics label must be placed as high as possible (lowest point: lower edge logistics label = upper edge top board of the load carrier). The minimum distance of 50 mm (2 inch) to the vertical edges must also be taken into account.

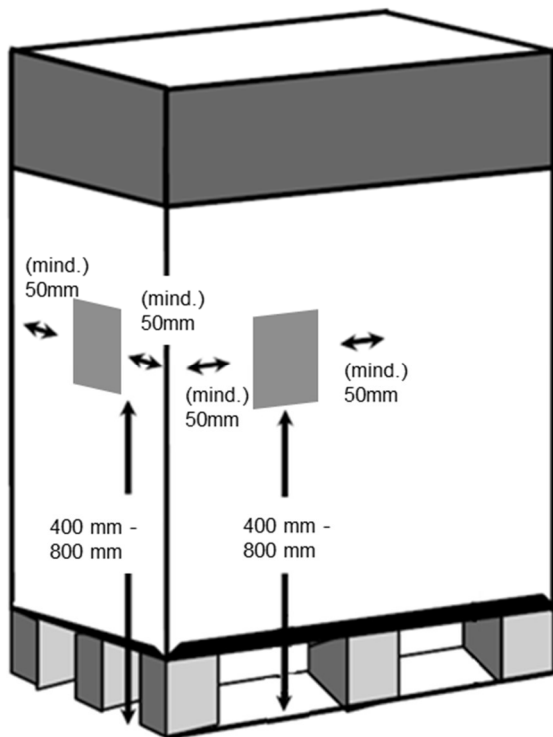
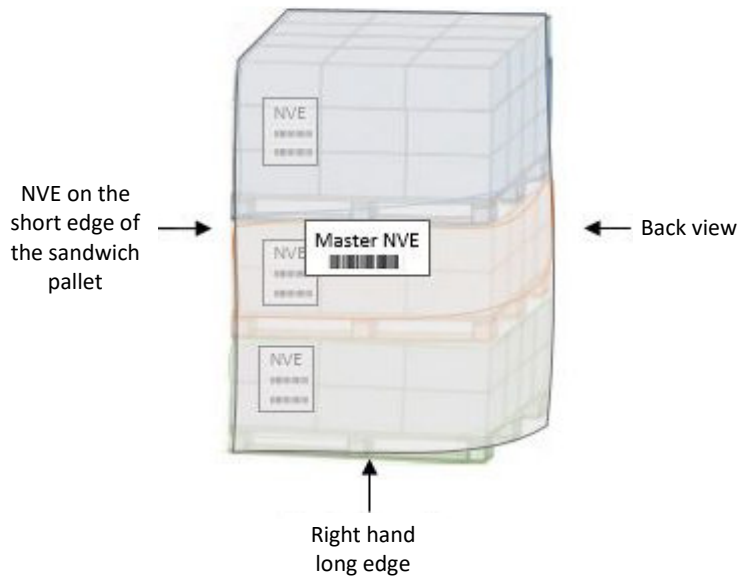


Figure 4: Placement of the GS1 Logistics label (according to GS1)

Therefore unmixed / homogenous pallets get two logistics label, pallets with homogenous layers / sandwich pallets get one logistics label for each layer on the logistic unit. If multiple homogenous layers, each with an own load carrier, are stacked together and aggregated to a single logistic unit by stretching or shrinking, then every homogenous layer must be labeled with a layer-/ Item-SSCC (under the foil surrounding the logistic unit) and the logistic unit must be labeled with a master-SSCC (over the foil surrounding the logistic unit) (see figure 5).

<sup>2</sup> Logistics units which consists of a homogeneous layer or multiple homogeneous layers where different products are separated by load carriers in between them (pallet article A – pallet article B etc.).



**Figure 5: Labeling of sandwich pallets as a schematic representation with layer-/Item-SSCC and master-SSC on the right-hand long edge**

According to the terms of delivery for EDEKA- / Netto MD sandwich pallets must be separated by the supplier upon delivery, if necessary.

#### 4 Procedure in the event of non-compliance

Any homogenous or sandwich pallet not labeled as described before will be labeled at the expense of the supplier. This also applies to misplaced logistics labels, incorrect coding or false data. For this operation the supplier will be subsequently invoiced with an amount of net € 2.50 for each logistics label.

#### 5 Additional information

<p><b>GS1 Germany GmbH</b>                  Maarweg 133                  D-50825 Köln                  Phone 0221- 947 14-0                  Fax 0221- 947 14-990</p>	<p><b>EDEKA ZENTRALE Stiftung &amp; Co. KG</b>                  Geschäftsbereich EBK - Großhandel Logistik                  New-York-Ring 6                  D-22297 Hamburg</p>
---	--